



CIS

Connected Industry System



CIS - Connected Industry System

Our new innovative CIS system with BCOT functional elements

Base unit

Connection unit

Operating unit

Technology unit

proves itself with a flexible und variable operating concept.

It can be used in

- Research and development
- Service and repairs
- Quality assurance
- Production and assembly
- Training



4.0

Industrie-4.0-Lösungen
by Elabo



Also available as an ESD version.

Base unit

Connected Industry System



Workstation with mobile unit



Technical features



The solution, consisting of a base unit and mobile desk, enables the creation of multifunctional and flexible room concepts. Workstations can be individually configured and adjusted. The mobile desk can even be requested as a height-adjustable version with a motor. The mobile desk can be used in many ways: as a laboratory bench, assembly bench, theory bench and if necessary also as a group workstation.

- Flexible thanks to the mobile desk, optionally height-adjustable with a motor
- Base unit with Primus One® profiles for custom equipment
- Shortened table top with cable door and cable duct
- Modular construction with system components from the Primus One® system
- The coating of the table top consists of a 3mm HPL laminate
 - Antiglare
 - Abrasion-resistant to EN 438
 - Short-term heat resistance
 - Flame retardant
- ESD version in accordance with DIN EN 61340-5-1 Part 5-1
- Height-adjustable version has a travel speed of 9 mm/s
- Load capacity with a surface load of 200 kg





Base unit	
Table top	30 mm with flexiline/edge strip + cable door and cable duct
Table legs	Aluminium extruded profile with grooves incl. front and rear foot extenders. Assembled height: 523 mm
Table frame	Welded 40 mm x 40 mm High-quality square steel tubing
Accessories	All system combinations from the Primus One® programme
Equipment	See the ELABO catalogue, section Primus One® System



Width x Depth	F. edge	Edge strip	F. edge 	Edge strip 
1200 x 400 x 750 mm	V0-1E.X01	V0-1E.SX01	V0-4E.X01	V0-4E.SX01
1500 x 400 x 750 mm	V0-1D.X01	V0-1D.SX01	V0-4D.X01	V0-4D.SX01
1600 x 400 x 750 mm	V0-1C.X01	V0-1C.SX01	V0-4C.X01	V0-4C.SX01
1800 x 400 x 750 mm	V0-1B.X01	V0-1B.SX01	V0-4B.X01	V0-4B.SX01
2000 x 400 x 750 mm	V0-1A.X01	V0-1A.SX01	V0-4A.X01	V0-4A.SX01

Without foot extender	F. edge	Edge strip	F. edge 	Edge strip 
1200 x 400 x 750 mm	V0-1E	V0-1E.S	V0-4E	V0-4E.S
1500 x 400 x 750 mm	V0-1D	V0-1D.S	V0-4D	V0-4D.S
1600 x 400 x 750 mm	V0-1C	V0-1C.S	V0-4C	V0-4C.S
1800 x 400 x 750 mm	V0-1B	V0-1B.S	V0-4B	V0-4B.S
2000 x 400 x 750 mm	V0-1A	V0-1A.S	V0-4A	V0-4A.S



Mobile desk	
Table top	30 mm flexiline edge
Table legs	Aluminium extruded profile with grooves incl. front and rear foot extenders
or	
Lifting system	Motorised lifting system with a maximum load capacity of 200 kg. Maximum lifting height: 300 mm 2-button hand switch
Castors	Four Ø 100 mm double swivel castors, 2 castors of which are lockable

Width x Depth x Fixed height	F. edge	Edge strip	F. edge 	Edge strip 
1200 x 600 x 750 mm	V0-9E	V0-9E.S	V0-9E_ESD	V0-9E.S_ESD
1500 x 600 x 750 mm	V0-9D	V0-9D.S	V0-9D_ESD	V0-9D.S_ESD
1600 x 600 x 750 mm	V0-9C	V0-9C.S	V0-9C_ESD	V0-9C.S_ESD
1800 x 600 x 750 mm	V0-9B	V0-9B.S	V0-9B_ESD	V0-9B.S_ESD
2000 x 600 x 750 mm	V0-9A	V0-9A.S	V0-9A_ESD	V0-9A.S_ESD

Width x Depth x Height adjustment	F. edge	Edge strip	F. edge 	Edge strip 
1200 x 600 x 740 – 1040 mm	V0-9E.EC	V0-9E.SEC	V0-9E.EC_ESD	V0-9E.SEC_ESD
1500 x 600 x 740 – 1040 mm	V0-9D.EC	V0-9D.SEC	V0-9D.EC_ESD	V0-9D.SEC_ESD
1600 x 600 x 740 – 1040 mm	V0-9C.EC	V0-9C.SEC	V0-9C.EC_ESD	V0-9C.SEC_ESD
1800 x 600 x 740 – 1040 mm	V0-9B.EC	V0-9B.SEC	V0-9B.EC_ESD	V0-9B.SEC_ESD
2000 x 600 x 740 – 1040 mm	V0-9A.EC	V0-9A.SEC	V0-9A.EC_ESD	V0-9A.SEC_ESD

Connection unit

Connected Industry System



Technical features

- Flexible connection unit for effective work
- Freely movable and positionable
- Prepared for easy mounting on flexible swivel arms with Vesa 100 connection (can take up to 15 kg)
- Easy connection of samples possible
- Supply voltage access via 4 mm safety lab sockets
- Flexible work thanks to a cable conduit
- A handle can be optionally mounted



Connection unit	
Housing	Aluminium extruded profile with grooves
Supply line	3 m cable protection hose and Harting
Equipment	Primus One® System profile plates
Optional	Quick-release for assembly on swivel arm, Part No. P3-5K
	Carry handle

Dimensions connectable	Order number
240 mm	V4-5P.240
320 mm	V4-5P.320



Connection profile plates	Order number
2 x DC 0...160 W / 0...40 V / 0...10 A	
1 x 1~ AC actuator 2... 260 V / 5 A floating, electromechanically stabilised	
	V5-0001DE.240. ...



Connection profile plates	Order number
2 x DC 0...30 V / 0...2 A (45-6R)	
1 x 1~ AC actuator 2...260 V / 5 A floating	
	V5-0002DE.240. ...

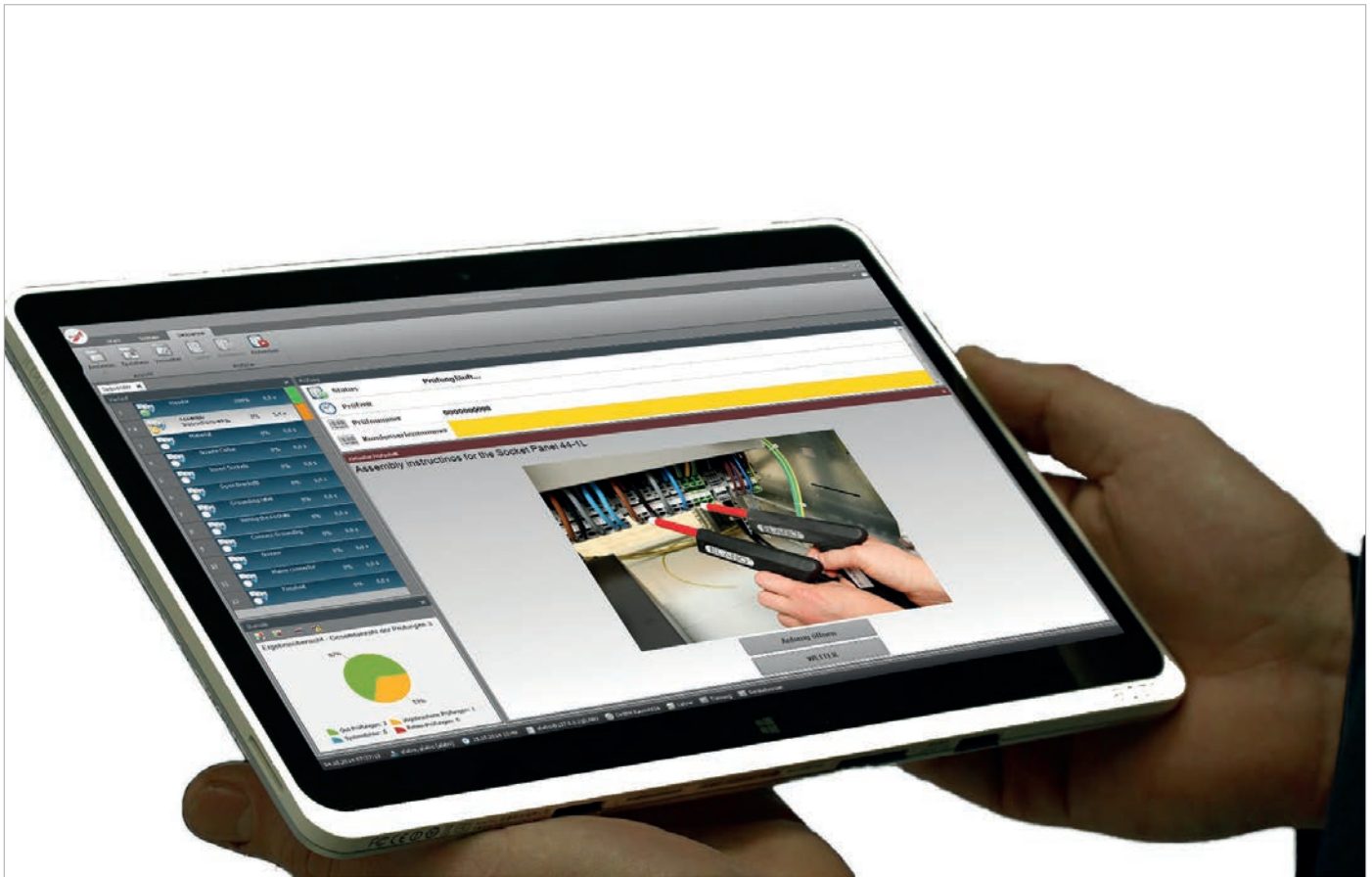


Connection profile plates	Order number
2 x DC 0...30 V / 0...2 A (45-6R)	
1 x PE-DC 5 V / 4 A (measuring range: 1 m – 500 mOhm)	
1 x ISO 50-1200 V DC (measuring range: 100 K – 10 GOhm)	
	V5-0003DE.240. ...

Colour variants	Order number
Traffic red	RAL3020
Signal blue	RAL5005
Black grey	RAL7021


Operating unit

Connected Industry System




Technical features

- Flexible operating unit for ergonomic work
- Operating unit for possible services, such as:
 - Light control
 - Workplace activation
 - Height adjustment
- Possibility of using your own smart devices
- Smart devices with Wi-Fi



Minimum requirements for smart devices	
Operating system	Windows 10
Processor	I3
RAM	4 GB
Hard disk	80 GB
Browser	Latest browser
Order number	V9-Tablet.Windows



Minimum requirements for smart devices	
Operating system	Android 5
RAM	2 GB
Browser	Latest Chrome browser
Order number	V9-Tablet.Android



Technology unit

Connected Industry System



Technical features

- 19" technical unit for the integration of
 - 1-phase or 3-phase mains panels
 - AC and DC supplies
 - inspection technology
- Wheel-mounted, mobile model

Optional:


Model with trapezoidal construction (V7-8A.DP-1_3HE)

Direct acceptance on the technical unit is possible via trapezoidal construction (done on request)



Technology unit	
Housing	Body made of steel sheet Conductive epoxy resin powder coated
Base	Base leveller for height adjustment on uneven ground
Side panels	Removable side panels with ventilation slits
Wiring	Floor and cover plate with perforations
Slot	Front and rear 19" plug-in modules for DIN41494 standard locking rails

Dimensions	Order number
W = 545 mm, D = 650 mm, H = 720 mm	V7-8A



Cover plate with trapezoidal construction	Order number
Connectable on left / right	48 TUs each
W = 550 mm, D = 800 mm, H = 219 mm	V7-8A.DP-1_3HE



Cover plate with flexiline edge	Order number
W = 550 mm, D = 800 mm, H = 30 mm	V7-8A.DP-1
W = 550 mm, D = 900 mm, H = 30 mm	V7-8A.DP-2
W = 550 mm, D = 1000 mm, H = 30 mm	V7-8A.DP-3



Castor set	Order number
Ø 100 mm for low noise	
4 hooded double swivel castors, 2 of which are lockable	
	V7-8R.R



Connecting hose with Harting module	Order number
Wiring kit 1~ HAN16	V9-1B0100.1M
Wiring kit 3~ HAN16	V9-3B0100.1M

System 80 flush mounting plate	Order number
with Harting plug for base unit	
5 modules, 1 x 12-pole, 2 x LAN, USB	K5-6B01DE.523. ...
5 modules, 1 x 6-pole, 2 x LAN, USB	K5-6B02DE.523. ...

Technology unit - main supply

Connected Industry System

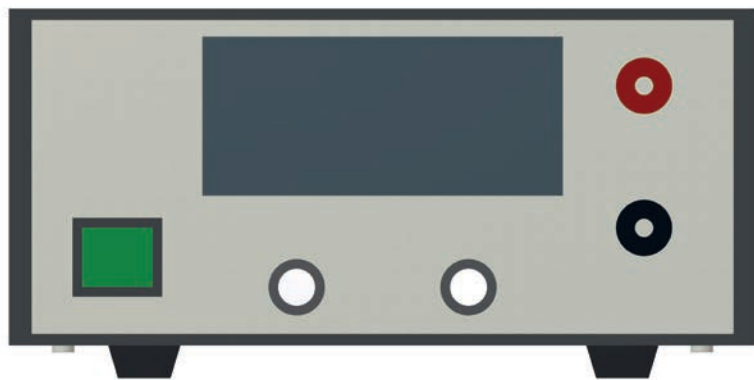


Specifications

Equipment		
3/N/PE ~50 Hz 400 V 16 A	3/N/PE ~50 Hz 400 V 16 A	1/N/PE ~50 Hz 230 V 16 A
1 RCCB 4-pole 25 A Type A	1 RCCB 4-pole 25 A Type A	1 RCCB 2-pole 25 A Type A
1 circuit breaker 3-pole 16 A C	1 circuit breaker 3-pole 16 A C	1 circuit breaker 1-pole 16 A C
3 phase control lamps	3 phase control lamps	1 phase control lamp
1 circuit breaker 1-pole 16 A C	1 circuit breaker 1-pole 16 A C	1 key switch
1 key-operated pushbutton	1 key-operated pushbutton	1 "Off" pushbutton
1 "Off" pushbutton	1 "Off" pushbutton	1 impact-operated "Off" switch
1 impact-operated "Off" switch	1 emergency OFF switch	1 contactor
1 contactor	1 interface for software control via Ethernet	
	1 contactor	
Dimensions		
W = 483 mm, H = 177 mm (4HE)	W = 483 mm, H = 177 mm (4HE)	W = 483 mm, H = 177 mm (4HE)
Order number		
V6-1B0100.4HE.7035	V6-1B0300.4HE.7035	V6-1A0100.4HE.7035
Order number Type B		
V6-1B0200.4HE.7035	V6-1B0400.4HE.7035	V6-1A0200.4HE.7035

Technology unit - DC-stabiliser

Connected Industry System

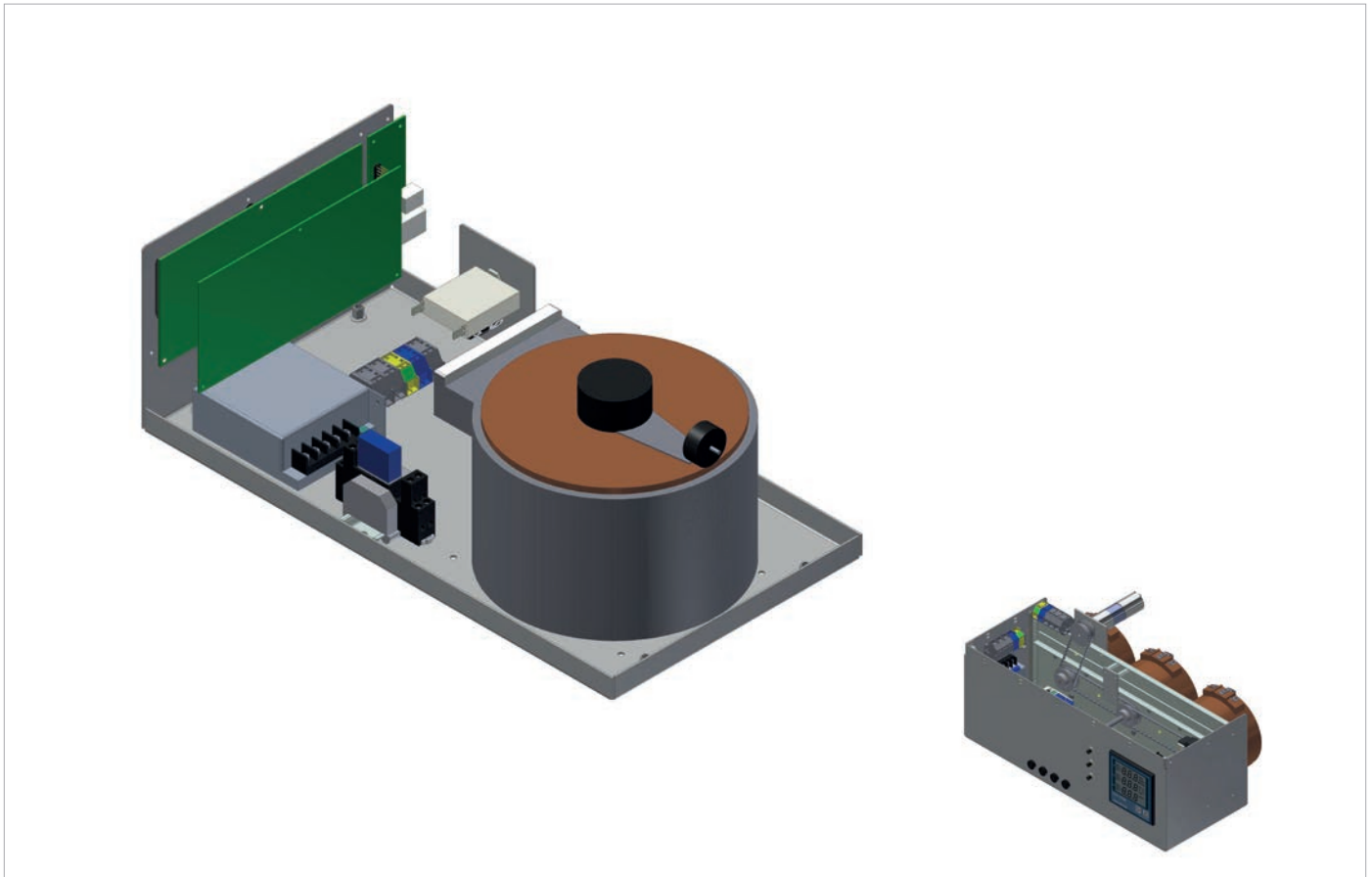


Specifications

Technology unit	
Output voltage	0...40 V
Stability at 0–100 % load	< 0.08 %
Residual ripple	< 80 mV _{PP} < 10 mV _{RMS}
Compensation 10–100 % load	< 1 ms
Precision	≤ 0.2 %
Output current	0...10 A
Stability at 0–100 % ΔU _A	< 0.15 %
Residual ripple	< 40 mA _{PP} < 15 mA _{RMS}
Precision	≤ 0.2 %
Output power	0... 160 W
Precision	≤ 0.1 %
Order number	
	V6-5A0200.3HE.7035

Technology unit- AC-stabiliser

Connected Industry System




Specifications

	1~ 2...260 V / 5 A stabilised, floating		3~ 2...230 V / 400 V / 5 A
Output voltage	2...260 V	Output voltage	2...230 V / 400 V non-floating
Display resolution	1 V	Mains connection	3~ 230 V / 400 V, +10 % -5 %, 50 Hz
Setting resolution		Control	Electronic/mechanical motor drive
Output current	0...5 A	Output current	0...5 A
Display resolution	1 W	Setting speed	max. approx. 30 V / s
Features	Display of voltage, current and effective power	Control precision	+/- 1 % of final value
	Pre-definable switch-on value	Phases	Simultaneous measurement of the voltage of all phases
	Target and actual value determination in 50 ms-transmission via interface		Neutral conductor current measurement
	Power output with ON/OFF function		Effective power measurement (W)
			Reactive power measurement (VAr cap, VAr ind)
			Apparent power measurement (VA)
			Power factor measurement (cos phi)
			Frequency
Dimensions	W = 442 mm, H = 150 mm (4HE)		W = 442 mm, H = 210 mm (5HE)
Order number	V6-4B0100.4HE.VERZ		V6-3A0100.5HE.VERZ

Technology unit- computer

Connected Industry System



Specifications

Power adapter	12 V 150 W
Ports	2 x DisplayPort
	1 x VGA
	2 x LAN
	1 x RS-232
	4 x USB 2.0
	2 x USB 3.0
	1 x audio
Specifications	
Input voltage	230 V
Output voltage	12 V
Output current	12.5 A
	W = 442 mm, H = 150 mm (4HE)
Order number	V6-9A0100.4HE.VERZ

Elution[®] software

Connected Industry System



Technical features of the modules

E-web

- Light control at the workstation
- Access control via RFID card
- Tables On/Off
- Height adjustment

E-device

- Device operation
- User configuration
- Visual inspection
- Operator notes for test steps

E-training

- Room control
- Release of individual workstations
- Emergency OFF monitoring
- Device limitation

Note:

We recommend having our specialists install the Elution[®] software.

User training would be a good option in this context.

Accessories- LED Light Panel

Connected Industry System



LED technical features

- The light colour is infinitely adjustable from warm white (3000 K) to cool white (5000 K)
- The infinite adjustment is achieved via the touch screen operating unit. CRI = 95 (3000 K)
- Infinitely dimmable from 0–100 %
- The number of light segments depends on the panel width
- LAN interface for controlling the light remotely via tablet
- Overhead lighting made of anodised aluminium system profile with cover
- Extender made of powder-coated steel sheet

Width x Depth	Number of segments	Order number
1200 x 570 mm	2	K4-1M.B1200
1500 x 570 mm	3	K4-1M.B1500
1600 x 570 mm	3	K4-1M.B1600
1800 x 570 mm	4	K4-1M.B1800
2000 x 570 mm	4	K4-1M.B2000

Accessories

Connected Industry System

Specifications

Description		Order No.
<p>TFT swivel arm for height-adjustable assembly at the front or lateral side of the profile, for monitors weighing up to 15 kg</p> <p>D = 455 mm, H = 200 mm</p> <p>Consisting of: 1 VESA adapter 75/100 for monitor assembly 2 horizontal rotary joints 1 ball head</p>		P3-5K
<p>TFT holder for height-adjustable assembly at the front side of the profile, for monitors weighing up to 15 kg</p> <p>D = 125 mm, H = 115 mm</p> <p>Consisting of: 1 VESA adapter 75/100 for monitor assembly 1 horizontal rotary joint 1 ball head</p>		P3-5L
<p>Carry handle simplifies the handling of the connection unit.</p> <p>Length = 170 mm</p>		78-4U
<p>System profile trim for system rise profile K5-1P.SP_ Height = 250 mm (min. coverage 50 mm)</p> <p>The system profile trim covers the gap between the rise profile and the top. The cables must be passed directly above the trim. The top is attached to the ceiling using the mounting bracket included in the scope of delivery.</p>		K9-00.B-BLENDE
<p>Tablet bracket for extremely easy insertion and removal of various tablets. The bracket for tablets measuring from 7 to 10 inches (clamping length 160 to 300 mm) 10-inch tablets can be inserted in portrait or landscape orientation. Quick-release function allows for easy release of tablet connection.</p> <p>Can be used for all Vesa standard mountings 75/100.</p>		P3-5L-10

Be Connected.



Conected
Industry
System

7620CISE/18-01 Subject to technical modifications without notice

ELABO GmbH
Roßfelder Straße 56
74564 Crailsheim
Germany

Phone +49 7951 307-0
Fax +49 7951 307-66

info@elabo.de
www.elabo.de